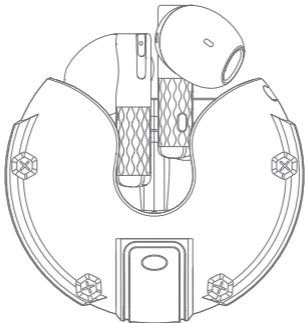




LANGEOHREN

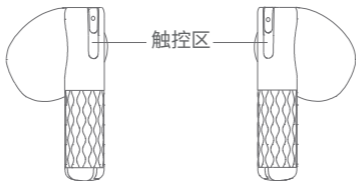
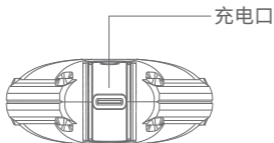
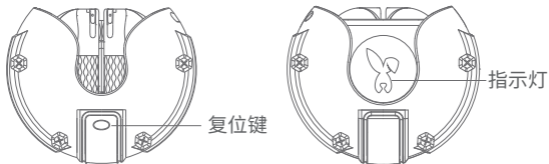
TRUE WIRELESS EARBUDS

Rome 1



快速使用指南
Quick User Guide

产品说明



配对说明

首次配对

a.请撕除左右耳机底部的绝缘膜，并将耳机放回充电仓内，盖上盖子，耳机将会自动激活。

b.重新取出耳机，在手机的蓝牙列表中选择Rome 1，点击连接即可。

再次配对

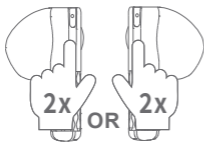
已有配对记录再次使用耳机，打开充电仓取出耳机会自动连接上次配对的设备。

连接其他设备

关闭与原设备的蓝牙连接，在新设备的蓝牙列表中选择Rome 1，点击连接即可。



触摸控制



L

R



语音助手

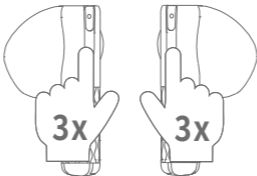


R

音乐或者待机模式



上一曲



L

R



下一曲



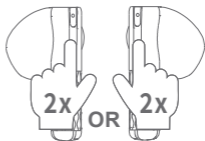
游戏模式



L

音乐或者待机模式

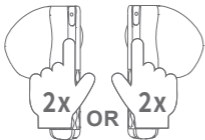
接听来电



L

R

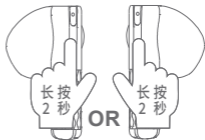
挂断来电



L

R

拒接电话



L

R

LED指示灯

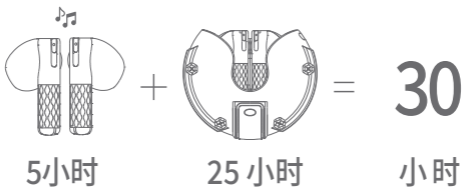
耳机

- 开机 → 白灯亮一秒
- 关机 → 红灯亮一下熄灭
- 普通配对 → 红白灯200毫秒交替闪
- TWS配对 → 主耳红白交替闪烁
副耳白色呼吸灯10秒闪烁一次
- 来电中/去电中/通话中 → 白灯3秒一次
- 音乐播放中 → 白色呼吸灯10秒一次
- 清除配对记录 → 红白灯同时常亮1秒
- 低电状态时 → 每隔30秒红灯闪1下

充电仓

- 充电中 → 对应指示灯白灯常亮
- 充电完成 → 对应指示灯白灯熄灭

总续航时间



耳机充电时间



1.5小时

基本参数

型号：Rome 1

耳机：

芯片版本：BT 5.3

电池容量：400mAh/1.48Wh

充电时间：1.5hrs

喇叭直径：10mm

防水等级：IPX4

充电仓：

电池容量：400mAh

充电时间：1.5hrs

充电接口：Type-C

合格证

本产品
经检验合格准予出厂

保修卡

感谢您选购LANGE OHREN(兔小诺)真无线耳机,当您在使用过程中出现任何非人为损坏性能故障时,将享有自收货之日起:7天包退,15天包换,1年保修的政策(以下简称“三包政策”)。

● 三包政策服务内容:

- 1.自收货之日起7日内,用户需要退货的,确保所收到的商品完好,产品包装和配件齐全,无人为损坏性能和外观受损,可根据购买凭证一次性退款,或者更换同型号同规格产品。(7日无理由退货,用户需要承担运费)
- 2.自收货之日第8日至15日内,产品出现无人为造成的性能故障,可根据购买凭证更换同型号同规格产品。
- 3.在一年保修期内,产品出现无人为造成的性能故障,请用户凭此保修卡和购物凭证与销售商取得联系,享有免费维修。

● 以下情况不属于三包政策服务内容:

- 1.自行拆卸造成的损坏。
- 2.因跌落摔坏、泡水、碰撞损坏等人为因素。
- 3.无保修卡、无购买凭证和故意修改凭证。
- 4.已经超过保修期。
- 5.因不可抗力造成的故障或损坏。

● 产品信息表:

产品名称		机型	
产品条码		机身编号	
购买凭证		凭证编号	
购买日期		收货日期	
用户姓名		联系电话	
销售商			
销售商联系人		联系电话	

更多服务可登陆“兔小诺(LANGE OHREN)”官网: www.langeohren.cn

电子信息产品有毒有害物质清单

部分名称	有毒有害物质或元素					
	铅(Pb)	汞(Hg)	镉(Cd)	六价铬(Cr6+)	多溴联苯(PBB)	多溴联苯醚(PBDE)
印刷电路板组件	×	○	○	○	○	○
塑料	○	○	○	○	○	○
金属	×	○	○	○	○	○
电池	×	○	○	○	○	○
配件	×	○	○	○	○	○

本表格依据SJ/T11364的规定编制。

○:表示该有害物质在该部件所有均质材料中的含量均在GB/T26572规定的限量要求以下。

×:表示该有害物质至少在该部件的某一均质材料中的含量超出GB/T26572规定的限量要求。



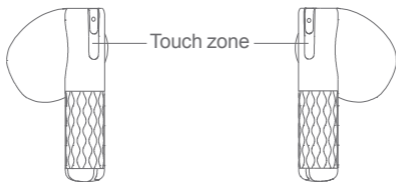
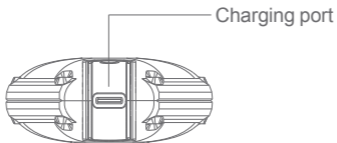
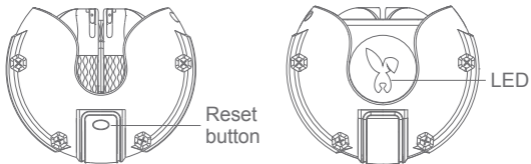
提示

- 1.使用产品前请仔细阅读本用户手册并请妥善保管;
- 2.首次使用,请先将本产品充满电;
- 3.如果产品长期(超过1个月)不使用,请对其充电;
- 4.必须选择正规厂家生产的经过第三方权威机构认证的充电线和电源适配器;
- 5.在干燥环境佩戴,静电可能会触到耳朵产生瞬间发麻的感觉,这与产品质量性能无关。

警告

- 1.请勿以任何理由拆除、维修和改装耳机,否则可能会导致起火、电子击穿甚至彻底损坏本产品;
- 2.请勿将设备置于温度过低或过高(-10°C以下或50°C以上)的环境中;
- 3.请勿在雷暴天气下使用该设备,雷暴可导致设备工作不正常,并增加触电的危险;
- 4.请勿用油及其它挥发性液体擦拭本产品;
- 5.请勿连续长时间佩戴耳机(超过5小时),尤其不要长时间开最大音量听耳机;
- 6.请勿在骑车或开车的状态下佩戴耳机,因为这种行为在某些国家属于违法行为;
- 7.6岁以下儿童请在成人监护下使用耳机;
- 8.本产品内含锂电池,禁止拆解、撞击、挤压或投入火中。若出现鼓胀,请勿使用。

DESCRIPTION OF PRODUCTS



FIRST TIME PAIRING

First Use

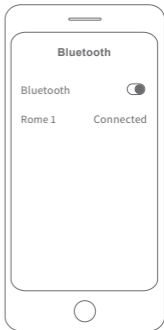
- a. Please remove the insulating film at the bottom of the left and right earphones, and put the earphones back into the charging case, close the cover and the earphones will activate automatically.
- b. Take out the earphones again, select Rome 1 in the Bluetooth list of your phone, and click connect.

Reuse

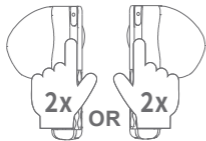
When you use the earphone again, the earphones will automatically connect to the device which you paired last time when you take the earphones out from the charging case.

Connect to other devices

Disconnect to the original device, select Rome 1 in the Bluetooth list of the new device, and click connect.

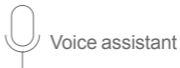


TOUCH CONTROLS



L

R

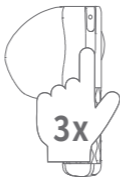


R

Music or standby mode



Previous track



L



R



Next track



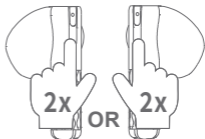
Game mode



L

Music or standby mode

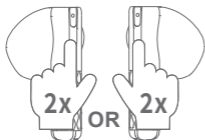
Answer the call



L

R

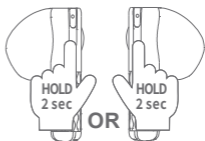
Hang up the call



L

R

Reject the call



L

R

LED BEHAVIOUR

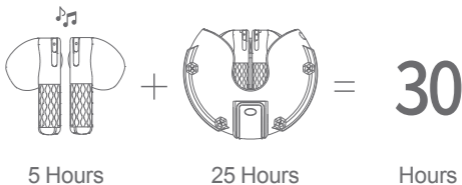
Earbuds

- Starting up → White light for one second
- Shutdown → The red light went off
- Ordinary pairing → The red and white lights blink alternately for 200 milliseconds
- TWS pairing → The main ear flashes alternately red and white Secondary ear white breath light 10
- A call is going on/A call is going off/or a call is going on → White light every three seconds
- Music playing → White breath light 10 seconds apart once
- Clear pairing record → Keep the red and white lights on for 1 second
- In the low power state → The red light flashes every 30 seconds

Case

- Charging → The corresponding indicator is steady on in white
- Charge complete → The corresponding indicator is off in white

TOTAL PLAYTIME



Charging earbuds



1.5 Hours

BASIC PARAMETER

Model : Rome 1

EARPHONES:

Chip Version: BT 5.3

Battery Capacity: 400mAh/1.48Wh

Charging Time: 1.5hrs

Driver Unit: 10mm

Waterproof class: IPX4

CHARGING CASE:

Battery Capacity: 400mAh

Charging Time: 1.5hrs

Charging Port: Type-C

QUALITY CERTIFICATE

Q.C.
PASSED

Warranty Card

Thank you for choosing LANGEOHREN True Wireless Earbuds. In case of any non-human damage to the performance during use, you will enjoy the following policy from the date of receipt: 7 days return, 15 days replacement, 1 year warranty (hereinafter referred to as the "three guarantees policy").

● Three Guarantees policy includes:

1. Within 7 days from the date of receipt, if you need to return the goods, ensure that the goods received are in good condition, the product packaging and accessories are complete, no artificial damage performance and appearance damage, one-time refund, or replace the same model and specifications of the product according to the purchase record. (7 days without reason to return, buyers need to bear the freight)
2. Within 8 to 15 days from the date of receipt, no artificial damage performance and appearance damage, replace the same model and specifications of the product according to the purchase record.
3. Within one year guarantee period, if the product appears the fault not artificially damaged, the user can get free repair in touch with seller by this warranty card and purchase voucher.

● The following situations do not belong to the service content of the three-guarantee policy:

1. Damage caused by self-disassembly.
2. Human factors such as falling, soaking and collision damage.
3. No warranty card, no proof of purchase or intentional modify proof of purchase.
4. The warranty period has expired.
5. Failure or damage caused by force majeure.

● Product information:

Product Name		Model Number	
Barcode		Product Number	
Purchase Vouche		Voucher Number	
Purchase Date		Receipt Date	
User Name		Phone Number	
Seller			
Seller Contact		Phone Number	

More services can be found at LANGEOHREN's official website :www.langeohren.com

Caution

1. Please read this user manual carefully and keep it properly before using the product.
2. For the first time use, please fully charge the product.
3. If the product is not used for a long time (more than a month), please charge it.
4. Please choose the charging cable and power adapter produced by the formal manufacturer and certified by the third party authority.
5. Wear in a dry environment, static electricity may touch the ear and cause a sensation of numbness, which has nothing to do with product quality and performance.

Warning

1. Please do not remove, repair or modify the earphones for any reason, otherwise it may cause fire, electronic breakdown or even complete damage to the product.
2. Do not place the device in an environment where the temperature is too low or too high (below -10°C or above 50°C).
3. Do not use the device during thunderstorms, which may cause abnormal operation of the device and increase electric shock.
4. Do not wipe the product with oil or other volatile liquids.
5. Please do not wear earphones for a long time (more than 5 hours), especially do not listen at the maximum volume for a long time.
6. Do not wear earbuds while riding or driving because it is illegal in some countries.
7. Children under 6 years old should use earphones under adult supervision.
8. This product contains lithium battery, do not disassemble, bump, squeeze or throw into fire. If there is swelling, please do not use.

For more information

<http://www.langeohren.com>